

NX Assembly Path Planning

Automatic definition of collision free extraction paths for components

Benefits

- Fast generation of very complex extraction paths
- Streamlined workflow – as part of the assembly sequencing application, definition of extraction paths and motion envelopes enables users to define all necessary functions within a single, integrated environment. The steps defined by an extraction path may be part of a longer sequence which includes component motion and other disassembly steps. Generation of motion envelopes may span all or any subset of these sequencing steps.
- Support of multi-CAD environments – even if supplier parts are generated in other CAD systems and brought into NX via the JT file format, path planning will enable users to define extraction paths and motion envelopes for those components.


Summary

NX™ Assembly Path Planning software automates the definition of collision free extraction paths for components in the context of accessibility, maintainability and assembly/disassembly studies. The software also enables creation of motion envelopes for clearance purposes and definition of keep out zones.

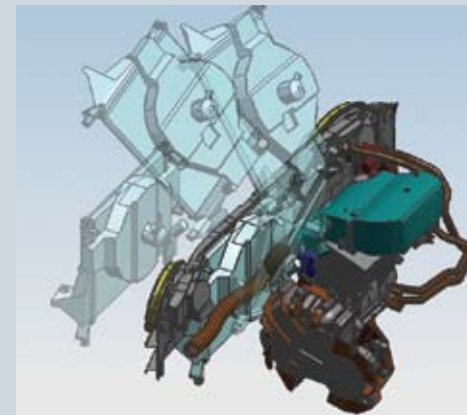
Extraction path

Accessibility, serviceability and ease of assembly or disassembly are critical to the successful design and layout of complex products. Product design often requires parts to be packed together in tight spaces. Regardless of industry, designers need to know early in the product lifecycle whether it will be possible for manufacturing to assemble their products in a cost effective way. It is also important to know that field personnel will be able to easily service products in order to minimize down time for their customers.

The extraction path functionality is embedded within the assembly sequencing environment in NX. Its biggest strength is the ability to quickly find collision free extraction paths for components or subassemblies, where the extraction path is complex or not obvious to a designer.

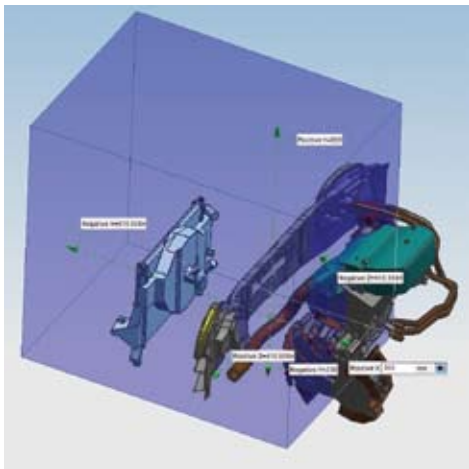


Starting point



Resulting extraction path.

NX Assembly Path Planning




Limits of movement.

Key extraction path features

The extraction path functionality has many key features that include:

- Automatic resolution for a collision free starting position – if the component to be removed is already interfering with other components, NX can automatically move it to a valid, collision-free starting position.
- Limits of movement for translations and rotations – this allows the user to guide the system onto a preferred direction for the extraction path (e.g. extracting a radiator from the top instead of the bottom of the car). It can also limit the rotation of the selected components in cases where their orientation may not exceed a certain angle (e.g. liquid filled components to prevent spillage).
- Generation of smooth path – once a collision-free path is found, the system will automatically provide a smooth result.
- Solid/lightweight input – extraction path can be generated based on precise or lightweight (JT™ file format) bodies.



Motion envelope.



Resulting envelope shape.

- Extraction path integrated into assembly/disassembly steps of other components within the assembly – as part of the sequencing application the extraction path can be embedded in the middle of the assembly or disassembly process.

Motion envelope

When products are designed with accessibility in mind, it is important to be able to define keep out regions that must be left clear of components. Designs also need to account for component motion to ensure that necessary clearances are maintained as this motion is activated.

The motion envelope functionality is also embedded within the assembly sequencing environment in NX.

Key motion envelope features

The motion envelope functionality has many key features that include:

- Solid/lightweight input – motion envelopes can be generated based on one or multiple precise or lightweight (JT) bodies.
- Step selection – users can generate a motion envelope for a subset or all of the steps in an assembly sequence
- Quality setting control – depending on the desired accuracy for the output envelope, users can select low, medium, high or custom quality settings. The purpose of the control is to achieve the right balance between precision and performance.
- Background processing – users can choose for the envelope to be computed as a batch process to enable them to continue working in NX while the shape is generated.

ACUITY
Your engineering technology partner

www.acuityinc.com ■ info@acuityinc.com

Main Office: 7320 SW Hunziker Street, Suite 205 Tigard, OR 97223

Toll-free: 888.747.0850 ■ Direct: 503.747.0850 ■ Fax: 503.747.4269

© 2010 Siemens Product Lifecycle Management Software Inc. All rights reserved. Siemens and the Siemens logo are registered trademarks of Siemens AG. D-Cubed, Femap, Geolus, GO PLM, I-deas, Insight, Jack, JT, NX, Parasolid, Solid Edge, Teamcenter, Tecnomatix and Velocity Series are trademarks or registered trademarks of Siemens Product Lifecycle Management Software Inc. or its subsidiaries in the United States and in other countries. All other logos, trademarks, registered trademarks or service marks used herein are the property of their respective holders.
X4 10394 8/10 A